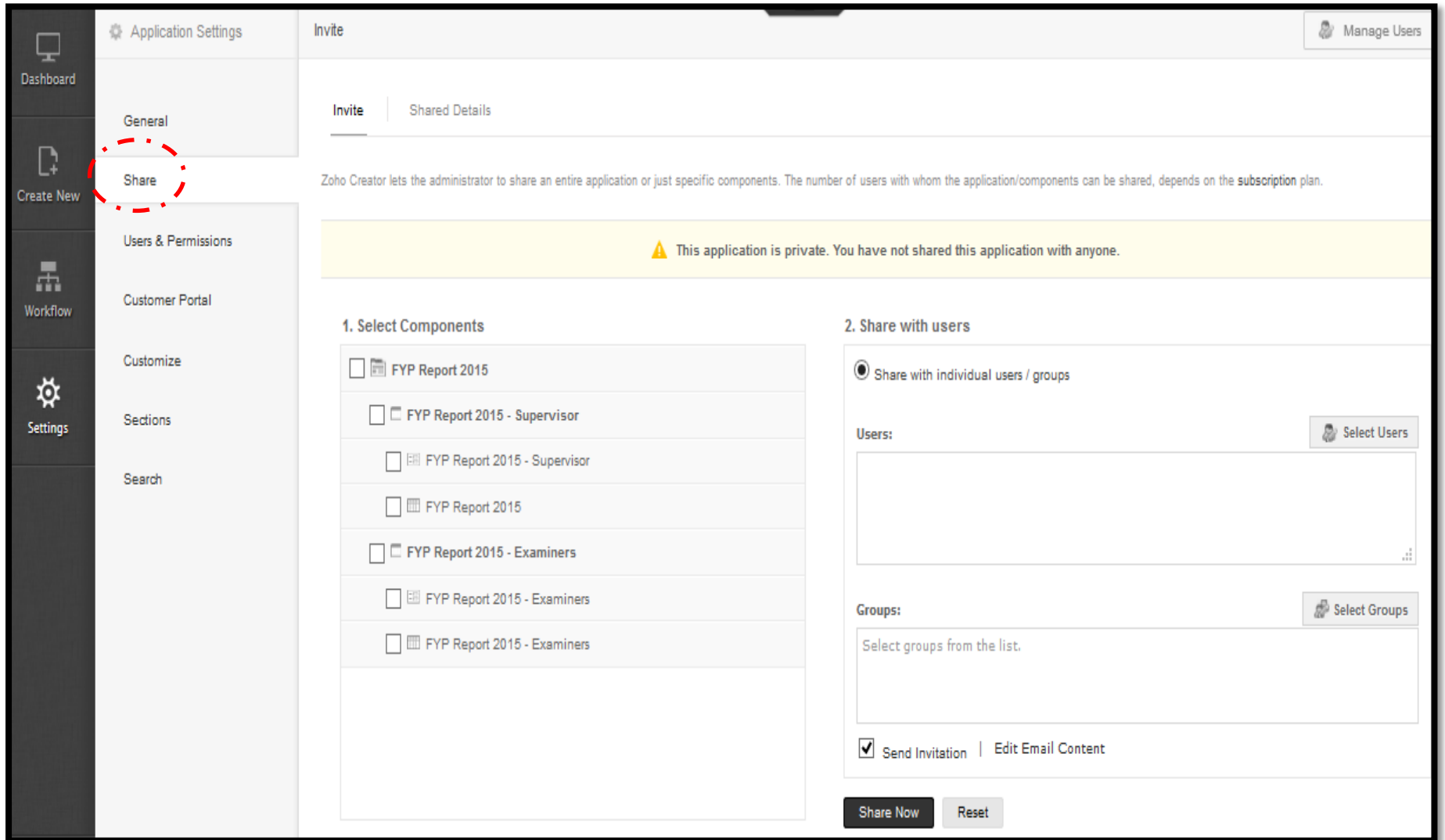


Make sure your second email was sign up into zoho creator



The screenshot shows the Zoho Creator interface for sharing an application. On the left is a navigation sidebar with icons for Dashboard, Create New, Workflow, and Settings. The 'Settings' section is expanded, showing 'Share' as the selected option, which is circled in red. The main content area is titled 'Application Settings' and 'Invite'. It has two tabs: 'Invite' (active) and 'Shared Details'. A yellow warning banner states: 'This application is private. You have not shared this application with anyone.' Below this, there are two main sections: '1. Select Components' and '2. Share with users'. The '1. Select Components' section lists several report components with checkboxes: 'FYP Report 2015', 'FYP Report 2015 - Supervisor', 'FYP Report 2015 - Supervisor' (with a grid icon), 'FYP Report 2015', 'FYP Report 2015 - Examiners', 'FYP Report 2015 - Examiners' (with a grid icon), and 'FYP Report 2015 - Examiners' (with a grid icon). The '2. Share with users' section has a radio button selected for 'Share with individual users / groups'. It includes a 'Users:' field with a 'Select Users' button, a 'Groups:' field with a 'Select Groups' button, and a checked checkbox for 'Send Invitation' with a link to 'Edit Email Content'. At the bottom are 'Share Now' and 'Reset' buttons.

Application Settings

Invite

Manage Users

General

Share

Users & Permissions

Customer Portal

Customize

Sections

Search

Dashboard

Create New

Workflow

Settings

Invite

Shared Details

Zoho Creator lets the administrator to share an entire application or just specific components. The number of users with whom the application/components can be shared, depends on the subscription plan.

**⚠ This application is private. You have not shared this application with anyone.**

**1. Select Components**

- FYP Report 2015
- FYP Report 2015 - Supervisor
- FYP Report 2015 - Supervisor
- FYP Report 2015
- FYP Report 2015 - Examiners
- FYP Report 2015 - Examiners
- FYP Report 2015 - Examiners

**2. Share with users**

Share with individual users / groups

Users: [Select Users](#)

Groups: [Select Groups](#)


Select groups from the list.

Send Invitation | [Edit Email Content](#)








**Share Now** [Reset](#)

# Tick which components that we want to share

Zoho Creator lets the administrator to share an entire application or just specific components. The number of users with whom the application/components can be shared, depends on the subscription plan.


 This application is private. You have not shared this application with anyone.

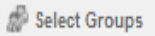
## 1. Select Components

<input checked="" type="checkbox"/>	 FYP Report 2015
<input checked="" type="checkbox"/>	 FYP Report 2015 - Supervisor
<input checked="" type="checkbox"/>	 FYP Report 2015 - Supervisor
<input checked="" type="checkbox"/>	 FYP Report 2015
<input checked="" type="checkbox"/>	 FYP Report 2015 - Examiners
<input checked="" type="checkbox"/>	 FYP Report 2015 - Examiners
<input checked="" type="checkbox"/>	 FYP Report 2015 - Examiners

## 2. Share with users

Share with individual users / groups

Users: 

Groups: 

Send Invitation | [Edit Email Content](#)







Share Now

Reset

Click here for email selection




### 1. Select Components

-  FYP Report 2015
-  FYP Report 2015 - Supervisor
-  FYP Report 2015 - Supervisor
-  FYP Report 2015
-  FYP Report 2015 - Examiners
-  FYP Report 2015 - Examiners
-  FYP Report 2015 - Examiners

### 2. Share with users


Share with individual users / groups

Users:

 Select Users

Enter email ids one per line or separated by comma.

Groups:

 Select Groups

Select groups from the list.

Send Invitation | [Edit Email Content](#)

Share Now

Reset

Zoho Creator lets the administrator to share an entire application

application/components can be shared, depends on the subscription plan.

application with anyone.

al users / groups

per line or separated by comma.

the list.

Edit Email Content

### 1. Select Components

- FYP Report 2015
- FYP Report 2015 - Supervisor
- FYP Report 2015 - Supervisor
- FYP Report 2015
- FYP Report 2015 - Examiners
- FYP Report 2015 - Examiners
- FYP Report 2015 - Examiners

### Select Users

Search

- fypsv20141(fypsv2014@gmail.com)
- studentfypscoe1(studentfypscoe@gmail.com)

All abc def ghi jkl mno pqr stu vwx yz

Select All

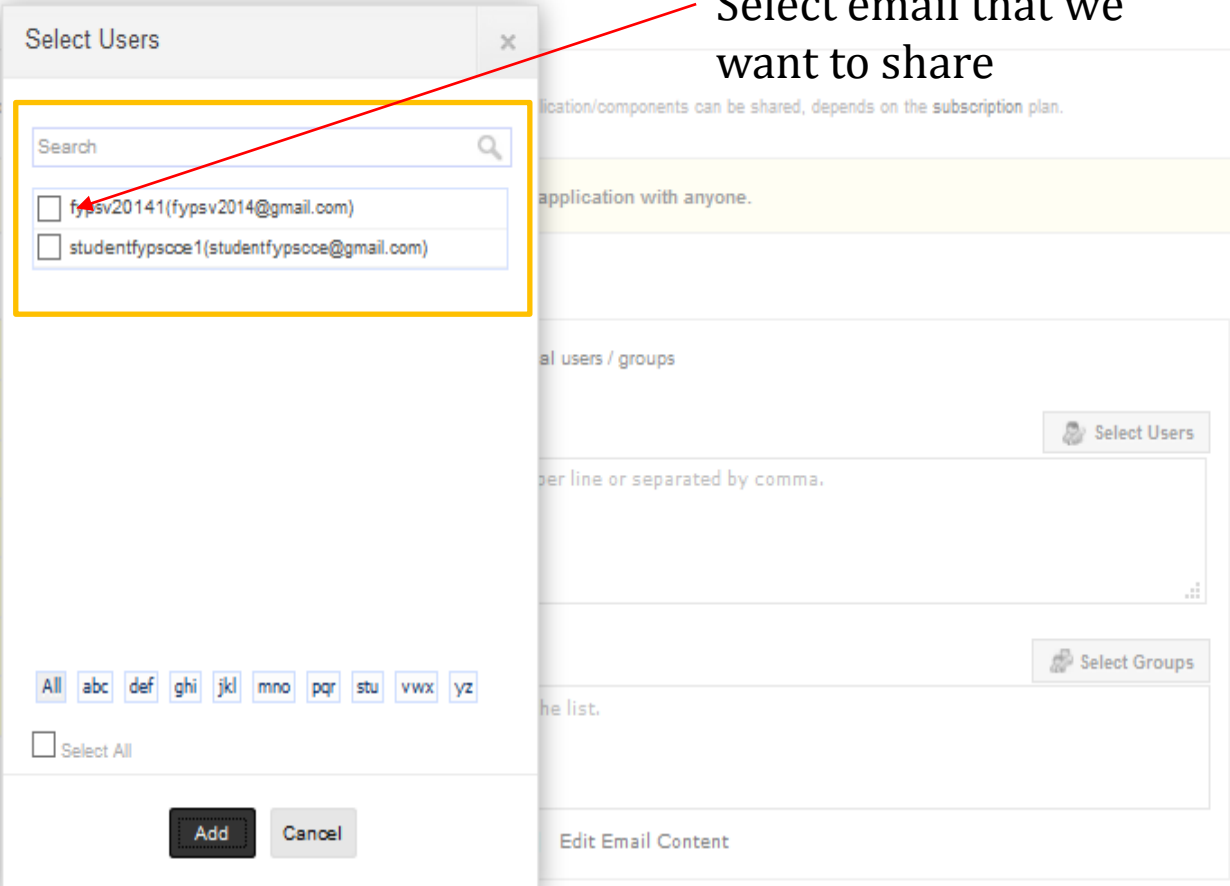
Add

Cancel

Share Now

Reset

Select email that we want to share



Zoho Creator lets the administrator to share an entire application

lication/components can be shared, depends on the subscription plan.

application with anyone.

al users / groups

per line or separated by comma.

he list.

Edit Email Content

### Select Users

Search

- fypsv20141(fypsv2014@gmail.com)
- studentfypscoe1(studentfypscoe@gmail.com)

All abc def ghi jkl mno pqr stu vwx yz

Select All

**Add** Cancel

Share Now Reset






### 1. Select Components

- FYP Report 2015
- FYP Report 2015 - Supervisor
  - FYP Report 2015 - Supervisor
- FYP Report 2015
- FYP Report 2015 - Examiners
  - FYP Report 2015 - Examiners
  - FYP Report 2015 - Examiners

Select Users

Select Groups


## 1. Select Components

-  FYP Report 2015
- FYP Report 2015 - Supervisor
-  FYP Report 2015 - Supervisor
-  FYP Report 2015
- FYP Report 2015 - Examiners
-  FYP Report 2015 - Examiners
-  FYP Report 2015 - Examiners

## 2. Share with users

Share with individual users / groups

Users:

 Select Users

fypsv2014@gmail.com

Groups:

 Select Groups

Select groups from the list.

Send Invitation | [Edit Email Content](#)

Share Now

Reset



Sharing done with the selected users.


OK

## Shared Details


Invite


Shared Details

Shared Details displays the number of shared users and groups for each component with details and also provides an option to unshare in bulk and re-invite users in shared details.


 FYP Report 2015 (Shared)


FYP Report 2015 - Supervisor (Shared)

 FYP Report 2015 - Supervisor (Shared)

 FYP Report 2015 (Shared)

FYP Report 2015 - Examiners (Shared)

 FYP Report 2015 - Examiners (Shared)

 FYP Report 2015 - Examiners (Shared)

- Access Application
- Sign out
- Log in as shared email (users)