

https://www.zoho.com

Most Visited Getting Started Quran Explorer Private & Confidential UniMAP R&D Mahir IT Teaching Admin Joomla STUDENT'S COURSE D... Home

# ZOHO

## Smart software for growing businesses

Everything you need to boost sales, step up productivity and manage all day-to-day activities.  
Tightly integrated. Ready for mobile.

Settoon Towing - Customer Story

# Business Process



CREATOR



REPORTS



SITE24X7



SALES & MARKETING

EMAIL & COLLABORATION

HELP DESK

FINANCE

HR

BUSINESS PROCESS

[Access Zoho Creator](#)



Creator

[Tour](#)

[Stories](#)

[Pricing](#)

[Developers](#)

[Resources](#)

Start with 15 Days Free. No credit card required.

STANDARD	MOST POPULAR PROFESSIONAL	ENTERPRISE
<p>LIMITED USERS</p> <p>UNLIMITED USERS</p> <p><b>\$5</b></p> <p>Per User / Month</p> <p>or \$50 Per User / Year</p> <p><b>TRY FOR FREE</b></p>	<p>LIMITED USERS</p> <p>UNLIMITED USERS</p> <p><b>\$10</b></p> <p>Per User / Month</p> <p>or \$100 Per User / Year</p> <p><b>TRY FOR FREE</b></p>	<p>LIMITED USERS</p> <p>UNLIMITED USERS</p> <p><b>\$15</b></p> <p>Per User / Month</p> <p>or \$150 Per User / Year</p> <p><b>TRY FOR FREE</b></p>
<p>10 Apps</p> <p>1000 Records / User</p> <p>512 MB / User</p>	<p>50 Apps</p> <p>5000 Records / User</p> <p>1 GB / User</p>	<p>Unlimited Apps</p> <p>10,000 Records / User</p> <p>2 GB / User</p>
<p>Drag &amp; Drop Development</p> <p>Themes &amp; Layouts</p> <p>Unlimited Workflows</p> <p>Schedules</p> <p>Webhooks</p>	<p>Everything in Standard &amp;</p> <p>Rebranding</p> <p>Scheduled Backup</p> <p>Payment Gateway</p> <p>Customer Portal (as add-on)</p>	<p>Everything in Professional &amp;</p> <p>Enhanced Access Controls</p> <p>Role-based Security</p> <p>Multi-Language Support</p> <p>Record Audit</p>

### FOREVER FREE PLAN

In the free plan, You will get

= 3 Apps = 3 Users = 750 Records = 300MB Storage

**SIGN UP NOW**

Subscribe for the annual plan and  
**PAY ONLY FOR 10 MONTHS**

**GET STARTED**

# Create your free account

and join 2 million+ users

Name

Form Names

Email Address

Email e.g. Gmail,  
yahoo

Phone Number

Your phone no for  
verifying

Subscribe to Zoho Newsletter

By clicking the button below, you agree to the [Terms of Service](#) and [Privacy Policy](#).

**TRY FOR FREE**

1

Sor



BI

**Sign In**

Email Address:

Password:

[Forgot Password?](#)

Keep me signed in

Suggest to have two emails;

1. Admin (for editing the forms)
2. Users (for login)



## Second Progress on Project Management

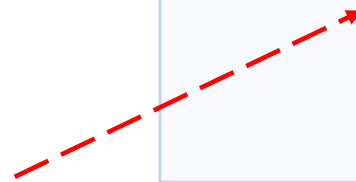
### Sign In

Email Address:

Password:

[Forgot Password?](#)

Keep me signed in



# Second Progress on Project Management

Search



Dashboard

Forms

Reports

Pages



Create New



Form



Report



Page

2nd Students Progress Marks

13-Dec-2014

Share

Publish

agement

09-Mar-2015



Reports

Share

Publish




Workflow



Settings



  
Dashboard

  
Create New

  
Workflow

  
Settings

## New Form

Select Form Type

From Scratch  Import File  From Template

Form Name

Training Form for New Lecturer

Place this Form under

New Section 

Training Form for New Lecturer 

Data will be stored in Zoho Creator

**Create** **Reset** or Cancel

Dashboard

Create New

Workflow

Settings

FIELDS

<input type="checkbox"/> Single Line	<input type="checkbox"/> Multi Line
<input type="checkbox"/> Email	<input type="checkbox"/> Rich Text
<input type="checkbox"/> Date	<input type="checkbox"/> Date-Time
<input type="checkbox"/> Drop Down	<input type="checkbox"/> Radio
<input type="checkbox"/> Multi Select	<input type="checkbox"/> Checkbox
<input type="checkbox"/> Number	<input type="checkbox"/> Decimal
<input type="checkbox"/> Percent	<input type="checkbox"/> Currency
<input type="checkbox"/> Url	<input type="checkbox"/> Image
<input type="checkbox"/> Decision box	<input type="checkbox"/> File upload
<input type="checkbox"/> Lookup	<input type="checkbox"/> Add Notes
<input type="checkbox"/> SubForm	<input type="checkbox"/> Zoho CRM
<input type="checkbox"/> Auto Number	<input type="checkbox"/> Formula
<input type="checkbox"/> Users	<input type="checkbox"/> Signature

Training Form for New Lecturer

Drag and drop fields here and edit their properties...

FORM PROPERTIES

FIELD PROPERTIES

Form Title

Training Form for New Lecturer

Form Link Name

Training\_Form\_for\_New\_Lecturer

Appearance

Label Placement **Left**

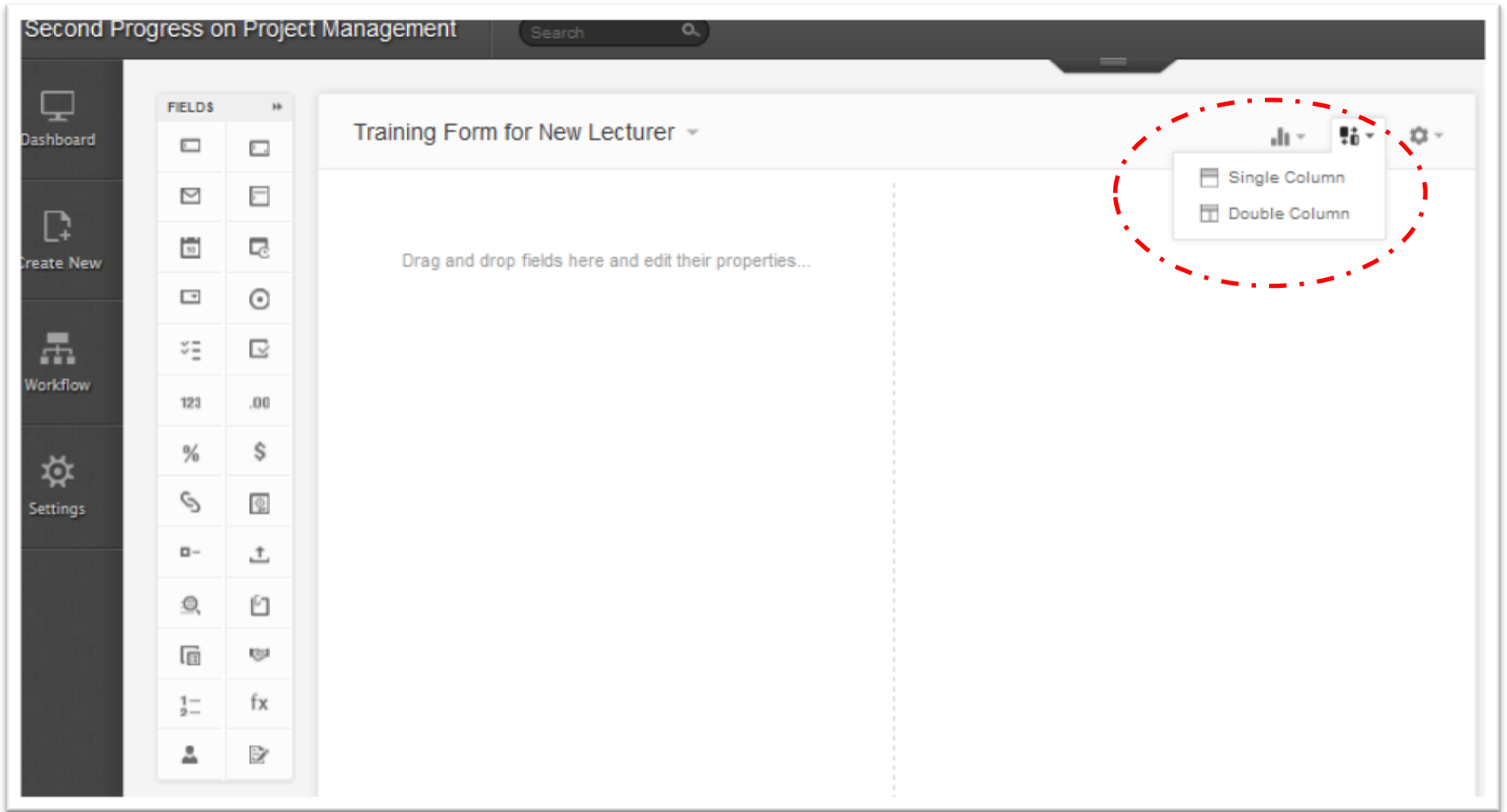
Label Width **auto**

Success

Data Added Successfully!

Send Confirmation Email

Go to Next URL



Optional to have double column

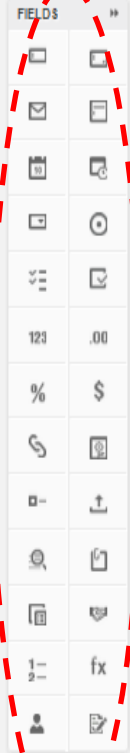
Dashboard

Create New

Workflow

Settings

FIELDS



Training Form for New Lecturer

Name: \*

Drag and drop the field to the column

FORM PROPERTIES

FIELD PROPERTIES

Edit Text Here

Field name

Name:

Field Deluge Name

Name

[Configure field actions](#)

Validation

Mandatory  No Duplicate Values

Initial Value

Max Characters

Permission

Show Field To

Rules [+ New rule](#)

- Dashboard
- Create New
- Workflow
- Settings

FIELDS	
Single Line	Multi Line
Email	Rich Text
Date	Date-Time
Drop Down	Radio
Multi Select	Checkbox
123 Number	.00 Decimal
% Percent	\$ Currency
Url	Image
Decision box	File upload
Lookup	Add Notes
SubForm	Zoho CRM
Auto Number	Formula
Users	Signature

### Training Form for New Lecturer

Name: \*

Radio

Choice 1

Choice 2

Choice 3

#### FORM PROPERTIES

#### FIELD PROPERTIES

Field name

Field Deluge Name

[Configure field actions](#)

#### Choices

- Choice 1
- Choice 2
- Choice 3

[Import Predefined Choices](#)

- Alphabetical Order
- Allow Other Choice

More fields can be used

# Done your first forms



### Training Form for New Lecturer

Name: \*

Radio

- Choice 1
- Choice 2
- Choice 3

Submit

Reset

# First Trial



## Second Progress on Project Management

- Second Progress on Project Management
- Second progress on PM Report
- Training Form for New Lecturer**


- Training Form for New Lecturer
- Training Form for New Lecturer Report

### Training Form for New Lecturer

**Name: \***

**Radio**

- Choice 1
- Choice 2
- Choice 3



Data Added Successfully!